

Scaled data based on original data using  
LM-79-08 Approved Method: Electrical and Photometric Measurements of Solid-  
State Lighting Products

Test Report Prepared for  
Cooper Lighting Solutions  
(formerly Eaton)

Brand: McGRAW-EDISON

Report Number: P227409

Luminaire Tested: **ISW-AF-600-LED-E1-RW-7030-ULG**

Issue Date: 3/3/2020

**Test Information**

Test Method: LM-79-08  
Report Number: P227409  
TEST IS SCALED FROM IESNA LM-79-08 TEST DATA (P29767)-DOWNLIGHT AND  
Test Lab: INNOVATION CENTER-P2  
Issue Date: 3/3/2020  
Manufacturer: COOPER LIGHTING SOLUTIONS (FORMERLY EATON)  
Product Line: MCGRAW-EDISON  
Catalog Number: ISW-AF-600-LED-E1-RW-7030-ULG  
Description: IMPACT ELITE LED WEDGE LUMINAIRE WITH UPLIGHT  
LIGHT SQUARE WITH ACCULED OPTICS-RECTANGULAR WIDE TYPE I, WITH UPLIGHT  
GLOW  
Light Source: (16) 3000K CCT, 70 CRI LEDs and (1) UPLIGHT LED  
Ballast/Driver: ELECTRONIC DRIVER

**Summary**

Lumens per Lamp: N/A  
Luminaire Lumens: 5310.6 lumens  
Efficiency: N/A  
Efficacy: 105.4 lumens/watt  
Luminous Opening: Rectangular w/ Sides (W: 0.5' x L: 0.5' x H: 0.54')  
IES Classification: Type II - Medium - Non-Cutoff  
BUG Rating: B2 - U5 - G2  
  
Input Watts (W): 50.4  
Input Voltage (V): 120  
Input Current (Ain): NR  
Voltage Rise (V): NR  
Power Factor: NR  
Total Harmonic Distortion (THDi): NR  
Frequency (hertz): 60  
Stabilization Time: NR  
Operation Time: NR  
Ambient Temperature (°C): NR  
Test Distance: 25 FT

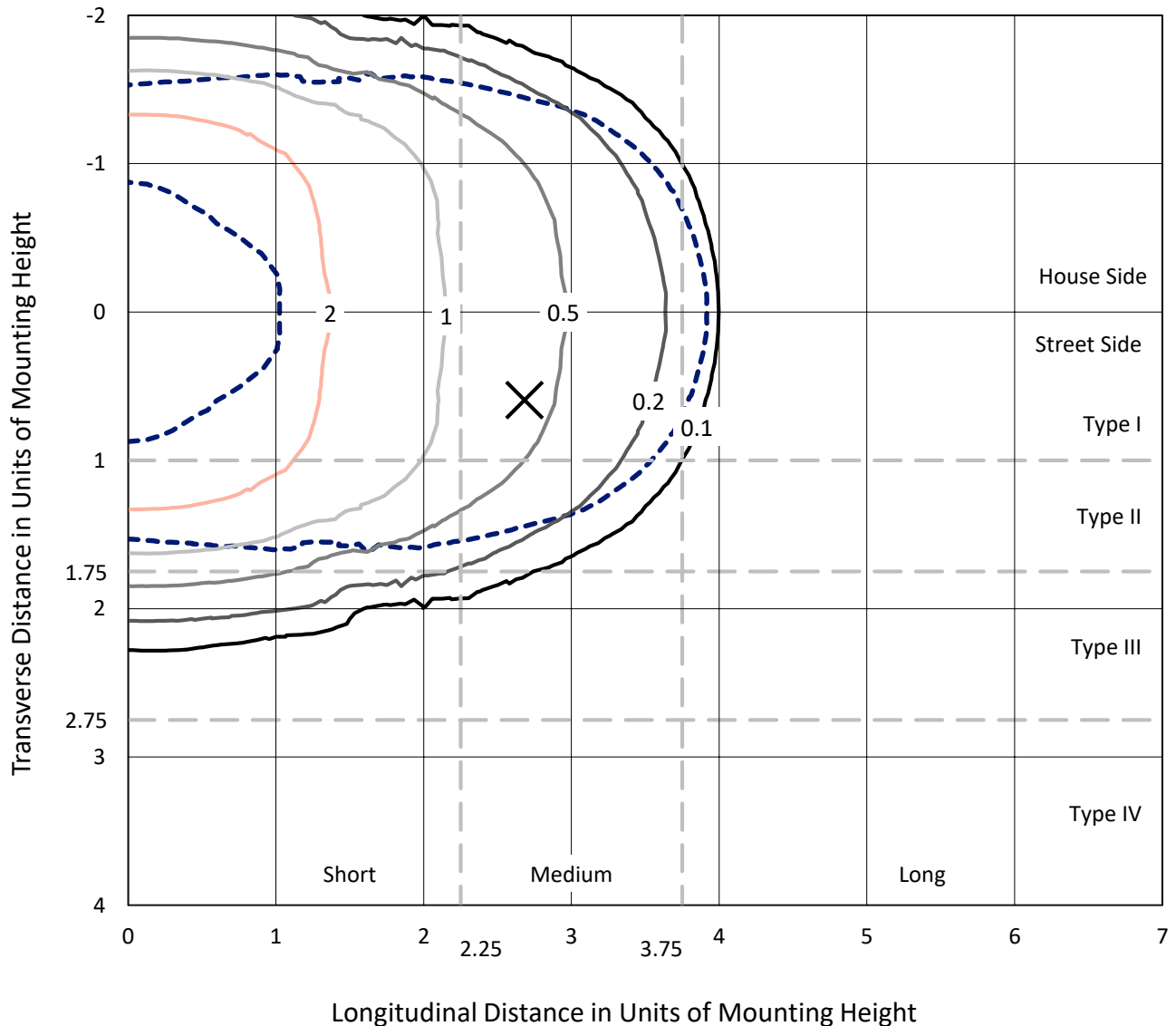


REPORT NUMBER: P227409

CATALOG NUMBER: ISW-AF-600-LED-E1-RW-7030-ULG

### Iso-Footcandle Lines of Horizontal Illumination

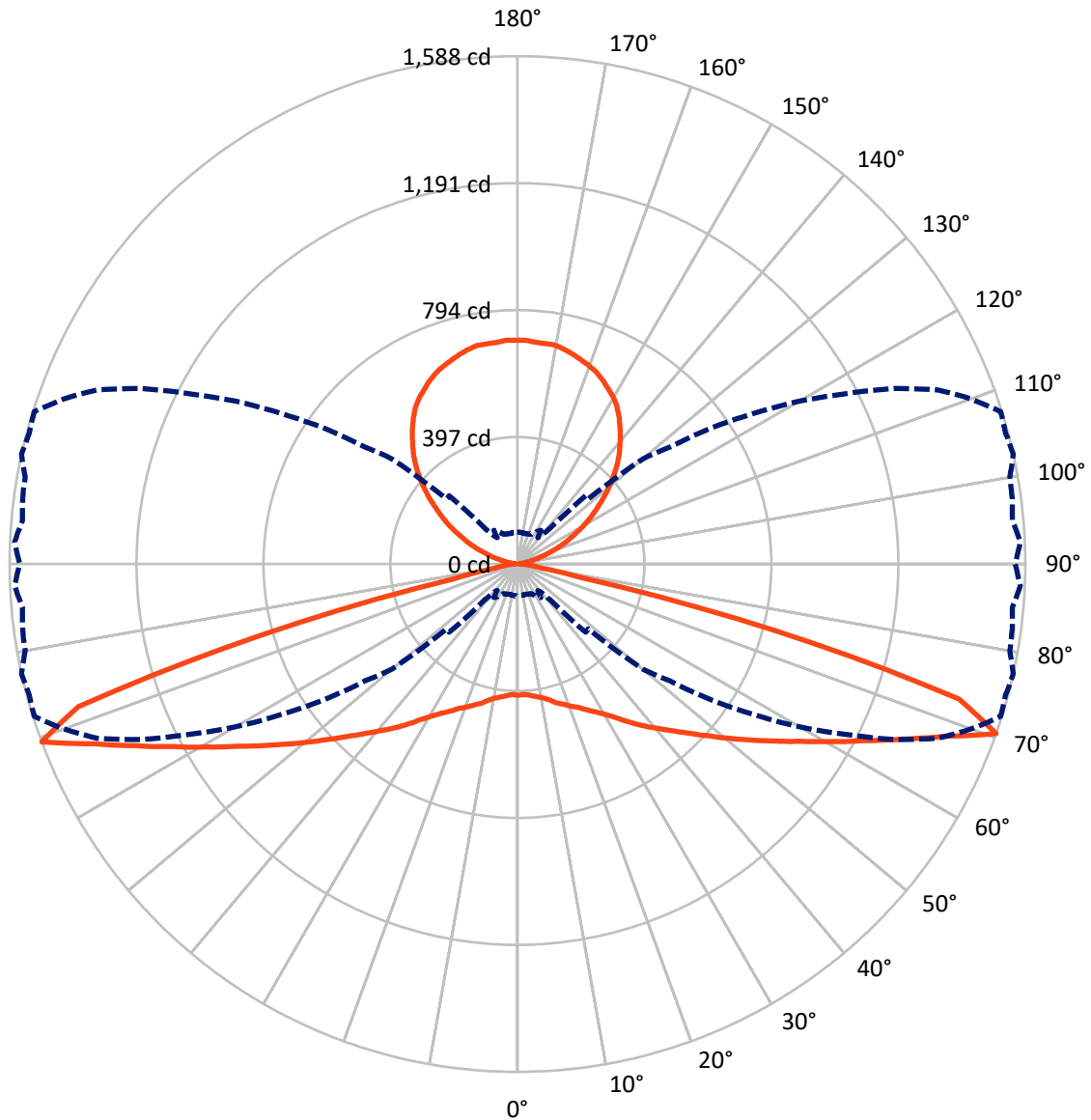
× Max cd  
 - - - 1/2 Max cd



Based on 10 foot mounting height. Maximum calculated value = 4.2 fc  
 Type II - Medium - Non-Cutoff

REPORT NUMBER: P227409  
CATALOG NUMBER: ISW-AF-600-LED-E1-RW-7030-ULG

### Luminous Intensity Polar Plot



— Vertical Plane Through 77.5-Deg Lateral    - - - Horizontal Cone Through 70-Deg Vertical

REPORT NUMBER: P227409

CATALOG NUMBER: ISW-AF-600-LED-E1-RW-7030-ULG

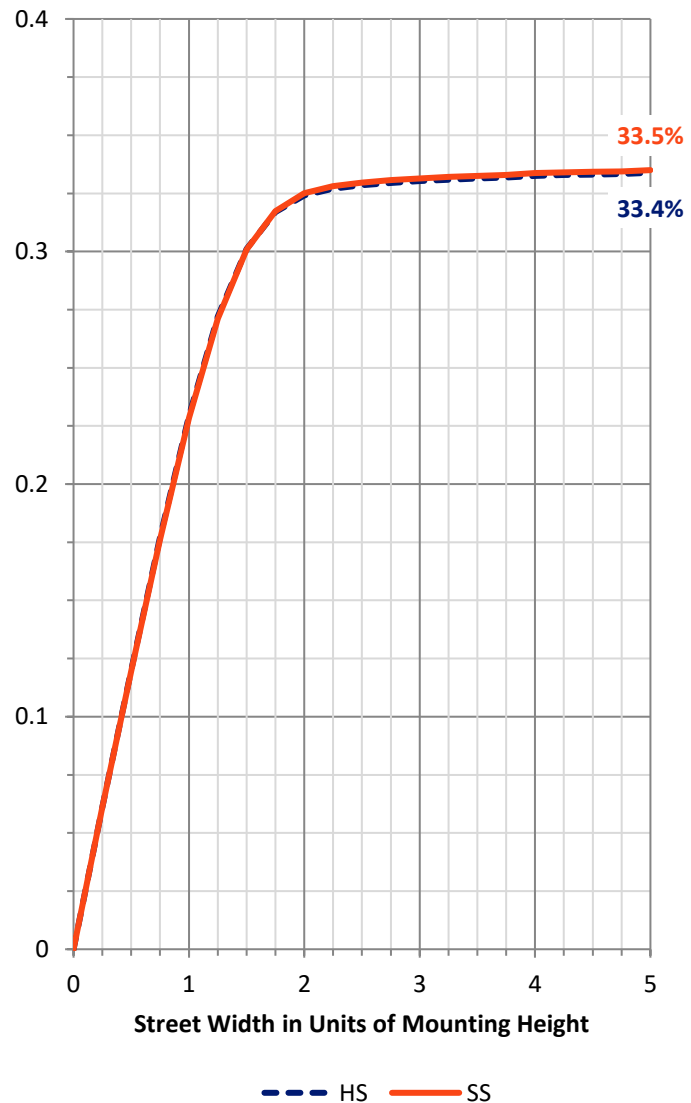
**FLUX DISTRIBUTION:**

		Downward	Upward	Total
<b>House Side</b>	Lumens	1787.5	867.8	2655.3
	% Fixture	33.7	16.3	50.0
<b>Street Side</b>	Lumens	1787.5	867.8	2655.3
	% Fixture	33.7	16.3	50.0
<b>Total</b>	Lumens	3574.9	1735.7	5310.6
	% Fixture	67.3	32.7	100.0

**Coefficient of Utilization**

**ZONAL LUMENS:**

Zone	Lumens	% Fixture
0°-10°	39.7	0.7
10°-20°	124.1	2.3
20°-30°	233.0	4.4
30°-40°	407.1	7.7
40°-50°	663.6	12.5
50°-60°	908.1	17.1
60°-70°	835.4	15.7
70°-80°	326.6	6.1
80°-90°	37.4	0.7
90°-100°	9.8	0.2
100°-110°	57.4	1.1
110°-120°	166.1	3.1
120°-130°	273.2	5.1
130°-140°	336.8	6.3
140°-150°	344.6	6.5
150°-160°	290.3	5.5
160°-170°	191.2	3.6
170°-180°	66.3	1.2
0°-90°	3574.9	67.3
0°-180°	5310.6	100.0



REPORT NUMBER: P227409

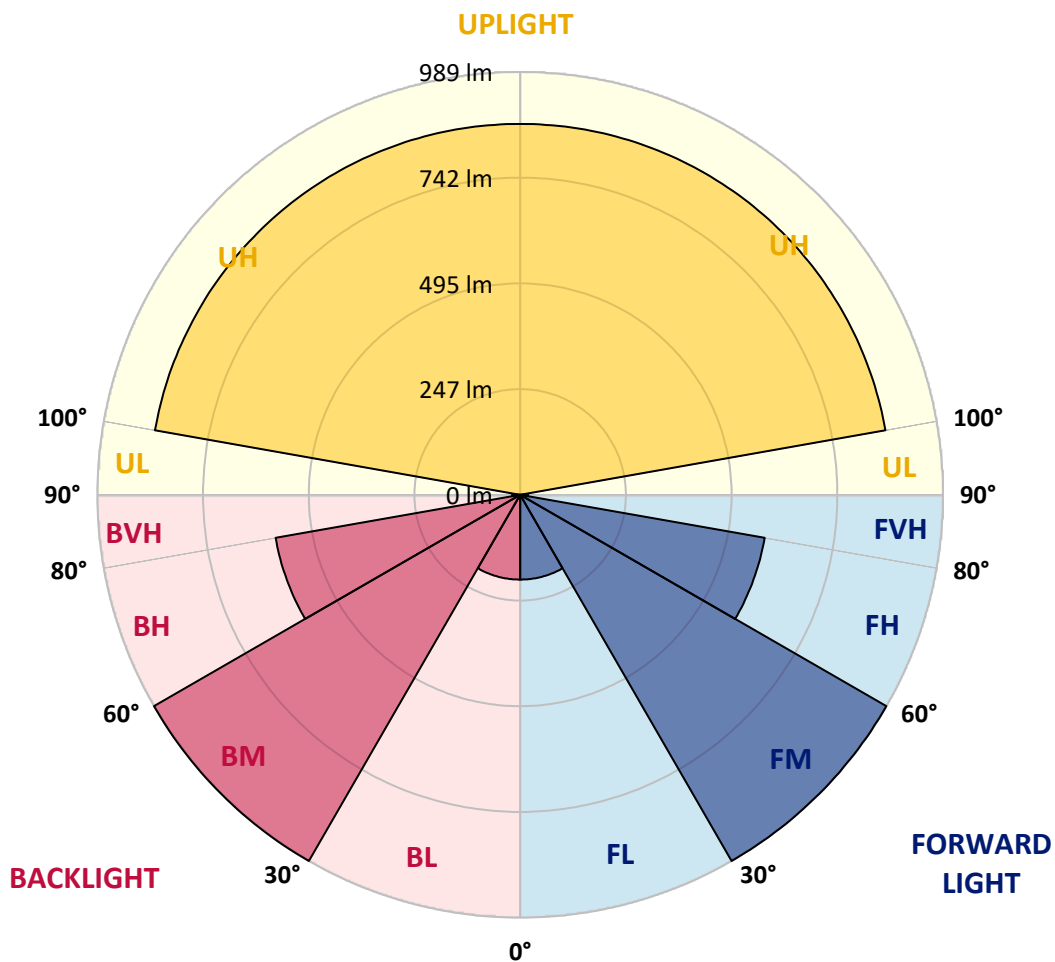
CATALOG NUMBER: ISW-AF-600-LED-E1-RW-7030-ULG

**LUMINAIRE CLASSIFICATION SYSTEM LUMEN TABLE AND BUG RATING:**

Zone	Lumens	% Fixture	Zone Rating/Lumen Limit		
			B	U	G
FL (0°-30°)	198.4	3.7			
FM (30°-60°)	989.4	18.6			
FH (60°-80°)	581.0	10.9			G0/660
FVH (80°-90°)	18.7	0.4			G1/100
BL (0°-30°)	198.4	3.7	B1/500		
BM (30°-60°)	989.4	18.6	B1/1000		
BH (60°-80°)	581.0	10.9	B2/1000		G2/1000
BVH (80°-90°)	18.7	0.4			G1/100
UL (90°-100°)	9.8	0.2		U1/10	
UH (100°-180°)	867.8	16.3		U4/1000	

**BUG Rating: B2-U5-G2**

Type II Medium





REPORT NUMBER: P227409

CATALOG NUMBER: ISW-AF-600-LED-E1-RW-7030-ULG

**CANDELA DISTRIBUTION (FULL):**

	0°	5°	15°	25°	35°	37.5°	40°	42.5°	45°	47.5°	50°
0°	410.6	410.6	410.6	410.6	410.6	410.6	410.6	410.6	410.6	410.6	410.6
2.5°	409.0	408.5	408.5	409.0	410.1	410.6	409.6	410.1	410.1	409.6	411.1
5°	410.1	409.6	410.1	411.1	412.7	414.3	413.8	413.8	414.3	413.2	415.9
7.5°	409.0	408.5	409.6	412.2	415.9	418.0	418.0	418.0	419.0	418.5	421.7
10°	404.3	403.8	406.4	411.1	418.0	419.6	421.1	421.7	424.8	424.8	428.0
12.5°	400.1	400.6	404.3	411.7	422.7	423.2	425.3	427.4	431.6	429.5	435.3
15°	401.7	402.7	407.5	416.4	431.1	430.6	432.2	434.3	441.1	436.4	445.8
17.5°	409.6	411.1	416.4	426.9	442.2	439.5	441.6	444.8	453.7	447.9	459.0
20°	422.2	424.3	430.1	441.6	455.8	453.2	455.3	459.0	469.5	463.7	474.8
22.5°	439.0	441.1	447.4	460.6	475.8	472.7	474.8	477.9	489.5	480.5	494.2
25°	461.6	463.7	470.6	484.2	501.6	497.9	498.9	501.0	513.1	502.6	515.8
27.5°	493.2	495.3	501.0	514.2	531.0	527.9	528.9	531.0	543.6	533.1	544.7
30°	533.1	535.2	540.5	553.6	567.8	564.1	565.7	567.3	578.9	568.3	577.8
32.5°	580.4	579.9	587.8	601.5	614.1	607.2	607.2	607.2	618.3	607.8	615.1
35°	636.2	636.2	644.0	657.2	668.8	660.9	657.2	655.1	667.2	654.0	659.3
37.5°	697.2	694.5	706.6	718.7	729.7	719.8	716.6	714.0	722.9	708.2	710.8
40°	761.8	759.7	772.9	786.5	793.9	780.7	778.1	775.0	784.4	770.2	769.7
42.5°	820.7	819.1	836.0	851.7	860.7	843.8	840.2	837.0	847.5	833.3	830.2
45°	870.6	870.1	889.6	911.1	926.9	909.0	906.4	901.1	911.7	894.3	892.7
47.5°	909.6	907.5	931.1	962.7	987.9	969.5	969.0	965.3	976.3	957.4	955.3
50°	935.8	937.4	963.2	1000.0	1041.0	1023.6	1025.2	1023.6	1039.9	1021.0	1023.6
52.5°	940.6	943.7	976.9	1025.2	1082.5	1061.5	1073.6	1078.3	1098.8	1082.5	1087.8
55°	884.3	893.3	943.7	1027.9	1108.3	1095.1	1110.4	1124.1	1153.0	1139.3	1148.8
57.5°	758.7	777.1	835.4	957.4	1105.1	1112.5	1143.5	1164.5	1199.8	1187.7	1209.8
60°	586.2	598.8	663.5	806.0	1004.2	1014.2	1070.4	1137.2	1218.2	1235.0	1269.7
62.5°	383.8	391.2	454.3	598.8	830.2	833.3	903.2	990.0	1130.4	1167.2	1264.4
65°	190.3	200.3	234.0	344.9	581.5	577.3	654.0	755.5	937.4	977.9	1136.2
67.5°	118.8	120.4	127.2	159.8	291.3	258.7	321.8	428.0	648.3	684.5	885.4
70°	99.9	99.4	97.8	102.5	128.3	104.1	115.1	150.4	301.8	300.2	510.5
72.5°	92.0	90.4	86.2	85.7	89.4	82.0	83.1	85.2	120.9	101.5	196.6
75°	84.6	81.5	76.2	74.7	74.7	68.9	68.9	69.4	78.3	73.6	89.4
77.5°	75.7	72.0	66.8	64.7	62.6	56.3	55.7	56.3	63.1	58.9	66.8
80°	65.2	61.5	57.8	54.7	51.5	45.7	44.2	44.2	49.9	45.7	52.0
82.5°	56.8	52.0	51.0	45.7	41.0	35.8	34.2	31.5	36.8	32.1	38.9
85°	42.1	38.4	48.4	40.5	32.6	28.9	23.1	19.5	23.1	18.9	24.7
87.5°	24.2	22.6	42.6	32.1	28.9	31.0	18.9	13.7	13.1	11.6	13.7
90°	9.7	10.3	13.8	12.7	14.3	11.0	9.1	8.8	10.2	9.1	10.7
92.5°	4.0	4.0	5.0	6.0	6.0	6.0	6.0	6.0	6.0	6.2	6.5
95°	5.0	5.0	6.0	7.0	7.0	7.0	7.0	7.0	7.0	7.0	7.0
97.5°	7.0	7.0	8.0	8.0	9.0	9.0	9.0	9.0	9.0	9.8	10.5
100°	8.0	8.0	9.0	10.0	12.0	14.2	16.5	18.8	21.0	23.0	25.0
102.5°	11.0	11.0	13.0	18.0	27.0	30.2	33.5	36.8	40.0	42.5	45.0
105°	21.0	22.0	27.0	36.0	48.0	51.8	55.5	59.2	63.0	65.2	67.5
107.5°	41.0	42.0	49.0	58.0	73.0	76.8	80.5	84.2	88.0	89.8	91.5
110°	66.0	68.0	74.0	87.0	102.0	105.0	108.0	111.0	114.0	115.5	117.0



REPORT NUMBER: P227409

CATALOG NUMBER: ISW-AF-600-LED-E1-RW-7030-ULG

**CANDELA DISTRIBUTION (continued):**

	0°	5°	15°	25°	35°	37.5°	40°	42.5°	45°	47.5°	50°
112.5°	99.0	99.0	106.0	121.0	134.0	136.2	138.5	140.8	143.0	144.2	145.5
115°	140.0	139.0	147.0	159.0	168.0	169.5	171.0	172.5	174.0	175.2	176.5
117.5°	184.0	184.0	189.0	197.0	202.0	202.8	203.5	204.2	205.0	206.5	208.0
120°	225.0	223.0	226.0	233.0	237.0	238.5	240.0	241.5	243.0	243.8	244.5
122.5°	263.0	260.0	261.0	267.0	271.0	272.5	274.0	275.5	277.0	277.5	278.0
125°	298.0	294.0	296.0	299.0	305.0	306.2	307.5	308.8	310.0	310.8	311.5
127.5°	330.0	329.0	329.0	333.0	339.0	339.2	339.5	339.8	340.0	341.2	342.5
130°	363.0	361.0	362.0	366.0	370.0	370.5	371.0	371.5	372.0	373.2	374.5
132.5°	396.0	394.0	393.0	401.0	404.0	404.2	404.5	404.8	405.0	406.5	408.0
135°	429.0	426.0	426.0	432.0	435.0	435.5	436.0	436.5	437.0	438.5	440.0
137.5°	460.0	457.0	459.0	460.0	464.0	465.0	466.0	467.0	468.0	469.2	470.5
140°	488.0	485.0	487.0	489.0	491.0	492.5	494.0	495.5	497.0	497.8	498.5
142.5°	518.0	515.0	517.0	518.0	521.0	522.0	523.0	524.0	525.0	525.5	526.0
145°	550.0	546.0	544.0	547.0	550.0	550.2	550.5	550.8	551.0	552.2	553.5
147.5°	575.0	572.0	571.0	574.0	574.0	574.2	574.5	574.8	575.0	576.2	577.5
150°	595.0	592.0	593.0	593.0	593.0	593.0	593.0	593.0	593.0	594.0	595.0
152.5°	611.0	608.0	608.0	609.0	610.0	610.0	610.0	610.0	610.0	610.2	610.5
155°	629.0	625.0	625.0	627.0	630.0	629.5	629.0	628.5	628.0	627.5	627.0
157.5°	646.0	643.0	643.0	644.0	646.0	645.8	645.5	645.2	645.0	644.8	644.5
160°	663.0	660.0	659.0	656.0	655.0	655.0	655.0	655.0	655.0	655.8	656.5
162.5°	673.0	669.0	669.0	665.0	661.0	661.5	662.0	662.5	663.0	664.0	665.0
165°	681.0	678.0	676.0	676.0	673.0	673.0	673.0	673.0	673.0	672.8	672.5
167.5°	690.0	687.0	684.0	686.0	688.0	687.2	686.5	685.8	685.0	683.2	681.5
170°	698.0	695.0	692.0	692.0	693.0	692.5	692.0	691.5	691.0	689.8	688.5
172.5°	699.0	697.0	695.0	693.0	690.0	690.0	690.0	690.0	690.0	689.8	689.5
175°	700.0	698.0	697.0	695.0	691.0	690.8	690.5	690.2	690.0	690.0	690.0
177.5°	707.0	705.0	700.0	699.0	697.0	696.5	696.0	695.5	695.0	694.8	694.5
180°	700.0	700.0	700.0	700.0	700.0	700.0	700.0	700.0	700.0	700.0	700.0





REPORT NUMBER: P227409

CATALOG NUMBER: ISW-AF-600-LED-E1-RW-7030-ULG

**CANDELA DISTRIBUTION (continued):**

	52.5°	55°	57.5°	60°	62.5°	65°	67.5°	70°	72.5°	75°	77.5°
0°	410.6	410.6	410.6	410.6	410.6	410.6	410.6	410.6	410.6	410.6	410.6
2.5°	409.6	411.1	409.0	411.1	407.5	410.6	408.0	411.1	408.5	411.1	408.0
5°	412.2	416.4	411.7	417.4	410.6	417.4	411.7	418.0	412.7	418.0	412.2
7.5°	416.4	423.8	417.4	424.8	416.4	425.9	418.0	426.9	419.0	427.4	418.5
10°	421.7	431.1	422.7	432.2	422.2	433.2	423.2	434.8	424.3	435.9	424.8
12.5°	426.4	438.5	429.0	441.6	430.6	443.7	432.2	446.9	434.3	449.5	435.3
15°	435.3	451.1	439.0	454.3	441.6	456.9	444.3	461.1	446.9	464.2	449.5
17.5°	446.9	464.2	451.6	466.9	453.2	470.0	456.4	473.2	459.0	476.9	460.6
20°	462.7	480.0	466.9	481.6	468.4	483.7	470.0	485.3	473.2	488.4	474.2
22.5°	480.5	496.8	482.6	497.4	482.6	496.8	483.7	497.4	485.3	499.5	486.8
25°	502.1	517.3	503.1	515.8	501.0	513.7	501.0	513.7	502.6	514.7	505.3
27.5°	532.1	543.6	528.9	540.0	524.2	535.2	522.1	533.1	522.6	533.1	523.7
30°	565.7	576.2	559.4	568.3	551.0	559.4	545.2	554.7	543.6	553.6	546.3
32.5°	602.5	610.9	594.1	601.5	583.6	590.9	575.7	582.0	572.5	578.9	574.1
35°	643.5	651.9	634.6	641.4	623.5	629.9	614.6	617.8	608.3	612.5	608.3
37.5°	692.4	699.8	679.8	686.1	666.7	674.5	656.1	659.3	647.7	650.4	641.9
40°	745.0	752.9	729.2	735.5	711.3	720.3	699.8	701.9	686.1	688.7	675.6
42.5°	801.8	809.1	779.7	785.0	756.6	766.0	741.8	746.0	727.1	729.7	712.9
45°	864.3	868.5	836.0	839.6	805.5	814.9	784.4	792.3	769.7	775.0	755.5
47.5°	922.7	931.1	895.4	898.5	861.7	867.5	832.3	842.8	818.6	826.5	802.8
50°	989.5	995.8	961.6	962.1	926.4	928.5	889.1	899.6	873.3	881.7	856.5
52.5°	1057.8	1062.0	1025.2	1028.9	993.7	997.4	957.9	962.1	931.6	939.0	914.3
55°	1124.1	1125.1	1094.6	1093.6	1060.4	1067.3	1023.6	1033.1	996.8	1004.7	976.9
57.5°	1190.3	1194.0	1165.6	1166.6	1133.5	1138.3	1098.8	1105.7	1071.5	1081.0	1046.3
60°	1260.2	1271.8	1243.9	1247.6	1216.1	1225.5	1177.7	1186.6	1149.3	1164.5	1127.2
62.5°	1304.9	1348.0	1342.8	1348.6	1318.6	1323.3	1273.9	1288.1	1243.4	1254.5	1216.1
65°	1219.8	1325.4	1379.1	1437.9	1439.5	1454.8	1406.9	1412.2	1367.5	1364.9	1319.6
67.5°	994.2	1124.6	1215.0	1335.9	1420.6	1502.1	1531.5	1538.9	1514.7	1488.9	1437.9
70°	599.9	742.4	875.4	1017.9	1151.4	1298.1	1422.7	1508.9	1584.1	1580.4	1587.8
72.5°	237.1	355.4	444.3	577.8	710.3	872.8	1010.5	1132.0	1261.3	1340.7	1443.7
75°	93.6	123.6	144.6	219.2	282.3	403.3	524.7	590.4	691.9	761.3	832.8
77.5°	67.3	73.6	74.7	86.7	91.5	126.7	148.3	170.9	192.4	206.1	203.5
80°	52.0	56.3	56.3	61.5	61.0	67.8	66.2	72.6	72.0	77.3	73.6
82.5°	38.9	41.5	41.5	45.7	45.7	49.9	48.9	53.1	51.5	55.2	51.5
85°	25.2	27.9	27.9	30.0	28.9	33.1	32.6	35.8	34.2	35.8	33.1
87.5°	14.2	15.8	16.3	17.9	16.3	19.5	18.9	20.5	18.9	20.5	19.5
90°	9.1	10.2	9.6	11.2	10.1	13.7	11.6	14.3	10.6	15.3	11.1
92.5°	6.8	7.0	7.0	7.0	7.0	7.0	6.8	6.5	6.2	6.0	6.0
95°	7.0	7.0	7.2	7.5	7.8	8.0	7.8	7.5	7.2	7.0	7.0
97.5°	11.2	12.0	11.5	11.0	10.5	10.0	9.8	9.5	9.2	9.0	8.8
100°	27.0	29.0	28.2	27.5	26.8	26.0	25.2	24.5	23.8	23.0	22.0
102.5°	47.5	50.0	49.2	48.5	47.8	47.0	45.8	44.5	43.2	42.0	41.2
105°	69.8	72.0	71.5	71.0	70.5	70.0	68.8	67.5	66.2	65.0	64.0
107.5°	93.2	95.0	94.8	94.5	94.2	94.0	93.0	92.0	91.0	90.0	89.2
110°	118.5	120.0	120.2	120.5	120.8	121.0	120.5	120.0	119.5	119.0	118.2



REPORT NUMBER: P227409

CATALOG NUMBER: ISW-AF-600-LED-E1-RW-7030-ULG

**CANDELA DISTRIBUTION (continued):**

	52.5°	55°	57.5°	60°	62.5°	65°	67.5°	70°	72.5°	75°	77.5°
112.5°	146.8	148.0	148.5	149.0	149.5	150.0	149.8	149.5	149.2	149.0	148.5
115°	177.8	179.0	179.8	180.5	181.2	182.0	181.2	180.5	179.8	179.0	178.5
117.5°	209.5	211.0	212.0	213.0	214.0	215.0	213.8	212.5	211.2	210.0	209.5
120°	245.2	246.0	247.0	248.0	249.0	250.0	248.8	247.5	246.2	245.0	244.5
122.5°	278.5	279.0	280.0	281.0	282.0	283.0	281.8	280.5	279.2	278.0	277.5
125°	312.2	313.0	313.5	314.0	314.5	315.0	313.8	312.5	311.2	310.0	310.0
127.5°	343.8	345.0	345.2	345.5	345.8	346.0	346.0	346.0	346.0	346.0	345.8
130°	375.8	377.0	378.0	379.0	380.0	381.0	381.0	381.0	381.0	381.0	380.5
132.5°	409.5	411.0	412.2	413.5	414.8	416.0	415.5	415.0	414.5	414.0	414.0
135°	441.5	443.0	444.2	445.5	446.8	448.0	447.8	447.5	447.2	447.0	447.8
137.5°	471.8	473.0	473.5	474.0	474.5	475.0	475.2	475.5	475.8	476.0	477.2
140°	499.2	500.0	500.5	501.0	501.5	502.0	502.5	503.0	503.5	504.0	505.2
142.5°	526.5	527.0	528.5	530.0	531.5	533.0	533.0	533.0	533.0	533.0	533.2
145°	554.8	556.0	557.5	559.0	560.5	562.0	561.8	561.5	561.2	561.0	560.2
147.5°	578.8	580.0	581.2	582.5	583.8	585.0	585.2	585.5	585.8	586.0	585.2
150°	596.0	597.0	597.8	598.5	599.2	600.0	600.8	601.5	602.2	603.0	603.8
152.5°	610.8	611.0	611.8	612.5	613.2	614.0	615.0	616.0	617.0	618.0	619.2
155°	626.5	626.0	627.2	628.5	629.8	631.0	632.2	633.5	634.8	636.0	636.5
157.5°	644.2	644.0	645.0	646.0	647.0	648.0	648.5	649.0	649.5	650.0	650.0
160°	657.2	658.0	659.5	661.0	662.5	664.0	663.2	662.5	661.8	661.0	660.8
162.5°	666.0	667.0	668.0	669.0	670.0	671.0	670.8	670.5	670.2	670.0	669.5
165°	672.2	672.0	673.2	674.5	675.8	677.0	677.8	678.5	679.2	680.0	679.5
167.5°	679.8	678.0	679.5	681.0	682.5	684.0	685.0	686.0	687.0	688.0	688.0
170°	687.2	686.0	686.8	687.5	688.2	689.0	690.2	691.5	692.8	694.0	694.5
172.5°	689.2	689.0	689.8	690.5	691.2	692.0	692.5	693.0	693.5	694.0	694.5
175°	690.0	690.0	691.2	692.5	693.8	695.0	695.2	695.5	695.8	696.0	695.5
177.5°	694.2	694.0	695.2	696.5	697.8	699.0	699.5	700.0	700.5	701.0	700.2
180°	700.0	700.0	700.0	700.0	700.0	700.0	700.0	700.0	700.0	700.0	700.0



REPORT NUMBER: P227409

CATALOG NUMBER: ISW-AF-600-LED-E1-RW-7030-ULG

**CANDELA DISTRIBUTION (continued):**

	80°	82.5°	85°	87.5°	90°
0°	410.6	410.6	410.6	410.6	410.6
2.5°	410.6	409.6	411.7	408.5	411.1
5°	418.0	413.2	419.0	413.2	418.5
7.5°	428.0	420.1	428.5	420.1	428.5
10°	437.4	424.3	438.0	425.3	438.5
12.5°	451.6	435.9	453.7	436.4	453.7
15°	467.4	449.5	469.5	450.0	470.6
17.5°	480.0	462.7	482.1	462.7	482.6
20°	490.5	476.9	493.2	476.9	494.7
22.5°	502.6	492.6	505.8	492.6	508.9
25°	518.4	511.6	522.1	512.6	524.2
27.5°	536.8	532.1	540.5	533.6	542.6
30°	558.4	556.8	561.0	557.8	563.1
32.5°	582.5	586.2	586.2	586.2	588.3
35°	617.8	620.9	620.9	622.0	622.5
37.5°	651.4	656.7	656.1	657.7	657.7
40°	686.6	693.5	693.5	693.5	694.5
42.5°	725.5	732.9	734.0	730.8	732.9
45°	769.2	771.8	774.4	772.9	776.5
47.5°	816.0	818.6	820.7	818.6	824.4
50°	871.2	870.6	876.4	870.6	879.1
52.5°	929.0	933.7	937.4	931.6	937.4
55°	994.2	992.6	1004.7	996.8	1004.7
57.5°	1065.7	1065.7	1077.8	1070.4	1079.4
60°	1150.4	1143.5	1160.3	1148.2	1160.3
62.5°	1236.0	1224.0	1242.9	1232.4	1248.1
65°	1334.9	1317.5	1335.4	1321.7	1335.9
67.5°	1434.8	1414.8	1420.6	1413.8	1421.6
70°	1563.1	1560.4	1553.6	1573.6	1556.2
72.5°	1427.4	1457.9	1433.2	1481.1	1448.5
75°	877.0	933.2	964.2	1013.1	1005.2
77.5°	207.7	184.5	203.5	182.4	205.6
80°	76.8	69.9	73.1	63.6	71.0
82.5°	52.6	45.7	44.2	35.2	37.9
85°	33.6	27.3	25.2	21.0	23.1
87.5°	20.0	15.2	14.2	12.1	12.6
90°	13.8	9.6	11.2	8.1	10.7
92.5°	6.0	6.0	6.0	6.0	6.0
95°	7.0	7.0	7.0	7.0	7.0
97.5°	8.5	8.2	8.0	8.0	8.0
100°	21.0	20.0	19.0	19.0	19.0
102.5°	40.5	39.8	39.0	38.5	38.0
105°	63.0	62.0	61.0	61.0	61.0
107.5°	88.5	87.8	87.0	86.5	86.0
110°	117.5	116.8	116.0	116.5	117.0



REPORT NUMBER: P227409

CATALOG NUMBER: ISW-AF-600-LED-E1-RW-7030-ULG

**CANDELA DISTRIBUTION (continued):**

	80°	82.5°	85°	87.5°	90°
112.5°	148.0	147.5	147.0	147.0	147.0
115°	178.0	177.5	177.0	177.5	178.0
117.5°	209.0	208.5	208.0	208.5	209.0
120°	244.0	243.5	243.0	243.0	243.0
122.5°	277.0	276.5	276.0	276.5	277.0
125°	310.0	310.0	310.0	310.0	310.0
127.5°	345.5	345.2	345.0	346.0	347.0
130°	380.0	379.5	379.0	379.5	380.0
132.5°	414.0	414.0	414.0	414.5	415.0
135°	448.5	449.2	450.0	450.5	451.0
137.5°	478.5	479.8	481.0	481.5	482.0
140°	506.5	507.8	509.0	510.0	511.0
142.5°	533.5	533.8	534.0	535.0	536.0
145°	559.5	558.8	558.0	559.0	560.0
147.5°	584.5	583.8	583.0	584.0	585.0
150°	604.5	605.2	606.0	608.0	610.0
152.5°	620.5	621.8	623.0	625.5	628.0
155°	637.0	637.5	638.0	639.5	641.0
157.5°	650.0	650.0	650.0	652.5	655.0
160°	660.5	660.2	660.0	663.0	666.0
162.5°	669.0	668.5	668.0	671.0	674.0
165°	679.0	678.5	678.0	680.0	682.0
167.5°	688.0	688.0	688.0	691.0	694.0
170°	695.0	695.5	696.0	698.5	701.0
172.5°	695.0	695.5	696.0	698.5	701.0
175°	695.0	694.5	694.0	696.5	699.0
177.5°	699.5	698.8	698.0	700.0	702.0
180°	700.0	700.0	700.0	700.0	700.0

(END OF REPORT)